

PRESENTING SPONSOR



chamber RVA
INTERCITY VISIT 2026

PHOENIX

May 5–May 7, 2026



SPONSORS

PRESENTING SPONSOR



RECEPTION & DINNER SPONSORS



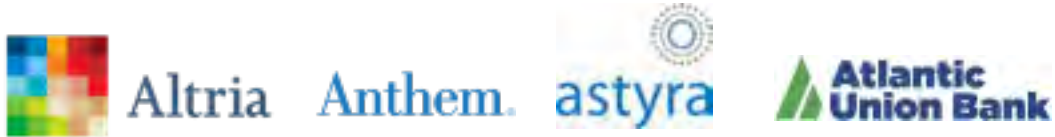
RECEPTION SPONSOR



LUNCH SPONSOR



SESSION SPONSORS



TRACK SPONSORS



SPECIAL THANK YOU





Rainbow Ryders Hot Air Balloon Multiple Balloons ©Ila Litman

Cover Image: Skyline from South Mountain through saguaros ©2018 d2prod.com Murphy/Scully

INTRODUCING PHOENIX	2-3
TRIP AGENDA	4-15
REGIONAL COMPARISONS	16-31
TOURISM & AMATEUR SPORTS COMPARISONS	32-33
DELEGATION	34-38



Great Barrier Reef Tunnel at OdySea Aquarium ©An T. Pham



chamber **RVA**
INTERCITY VISIT 2026

PHOENIX

MAY 5-7, 2026

The Valley of the Sun doesn't just shine, it dazzles. Arizona's capital city is a dynamic, fast-growing metropolis where desert landscapes meet world-class dining, cutting-edge innovation, and a cultural scene that surprises first-timers at every turn. Ranked among the fastest-growing cities in the U.S. for over a decade, Phoenix has transformed from a sun-soaked retirement destination into a magnet for talent, technology, and bold ideas. From the trails of South Mountain Park, the largest municipal park in the country, to a walkable downtown buzzing with locally-owned restaurants and a thriving arts district, Phoenix delivers big-city energy with a distinctly Western spirit.

The region's economy punches well above its weight. Major employers include Banner Health, Intel, Honeywell, and American Express, while the semiconductor and advanced manufacturing sectors are redefining what it means to be a Sun Belt powerhouse. The Greater Phoenix Economic Council (GPEC) has been a driving force behind the region's rise, attracting billions in investment and helping position Phoenix as one of America's premier business destinations.

Our visit is about more than sightseeing (though the sunsets are genuinely unbeatable). We're here to learn how Phoenix has tackled explosive growth while investing in workforce development, housing affordability, and inclusive economic opportunity, and to bring those insights home to RVA.



Pictured top, counter-clockwise: Sunny View From Here: Caesars Head ©VisitGreenvilleSC/Michael Gibbons Media, Greenville Center for Creative Arts Annual Showcase: Member Show ©Southern Cross Creative, Outside Doggie Dining ©James Simpson, TopGolf ©Josh Wilson Photography, The Habitat Smorgasbord ©The Habitat, Riverplace Aerial in Greenville, SC ©James Simpson

DAY 1 | TUESDAY, MAY 5

Explore Phoenix with your RVA friends and colleagues after checking into our iconic hotel.



Brewery Tour: The craft beer boom didn't pass the desert by. With more than 100 Arizona breweries making a splash in the beer blogosphere, Greater Phoenix has become a hops haven that's home to an impressive lineup of award-winning, nationally recognized craft beers, growing brewing operations and hopeful brewers who are making moves to plant their future tanks in this city.



Desert Botanical Garden: Think the desert is all dirt and tumbleweeds? Think again. Spanning 55 breathtaking acres in the heart of Phoenix, the Desert Botanical Garden is home to thousands of species of cactus, trees, and flowers from around the world, and it is an experience that is truly one of a kind.

This optional afternoon outing offers a peaceful and stunning way to start the visit, strolling through one of the most unique natural landscapes in the country.



Heard Museum: While lunch at the Heard is already on the agenda, why not make an afternoon of it? This optional activity gives delegates the chance to explore the museum in full, moving beyond the dining experience and into one of Phoenix's most celebrated cultural destinations.

The Heard Museum is internationally recognized for its dedication to American Indian art and storytelling, presenting the rich and vibrant world of Indigenous creativity through a first-person lens.



During the first week of May, Phoenix, AZ, experiences warm and dry weather, with daily highs typically around 90–95 degrees. Be sure to stay hydrated throughout the visit.



Golf Outing: Golf in Phoenix isn't just a round of golf, it's an experience. With over 200 courses set against stunning desert backdrops, dramatic mountain views, and nearly year-round sunshine, the Valley of the Sun is widely considered one of the premier golf destinations in the world. Whether you're a seasoned scratch golfer or someone who just enjoys the fresh air and good company, this is a relaxed and fun opportunity to connect outside the conference room.

Pictured above, top to bottom:

Arizona Wilderness DTPHX Beer Garden ©Photo by Jacob Tyler Dunn | www.JacobTylerDunn.com; Desert Botanical Garden ©Desert Botanical Garden; Heard Museum Aerial Amphitheatre ©Heard Museum; Hole 15, Stadium Course, TPC Scottsdale ©TPC Scottsdale

1:00 – 5:00 PM

Participant Check In | Renaissance Phoenix Downtown

100 N. 1st Street | Phoenix, AZ 85004 | (602) 488-9273



Renaissance Phoenix Downtown hotels Exterior
©Renaissance Phoenix Downtown hotels

Our home for the visit is the Renaissance Phoenix Downtown; a stunning full-service hotel planted right in the heart of the city. Stylish, comfortable, and perfectly located, it puts you steps away from Phoenix’s best dining, shopping, and entertainment, so every moment outside the agenda is yours to explore.

Settle into beautifully appointed guest rooms designed with the modern traveler in mind, where upscale finishes and a restful night’s sleep come standard.

For those committed to keeping up with their fitness routine on the road, the on-site fitness center is ready when you are. When hunger strikes, the Renaissance has you covered with multiple dining options, whether you’re grabbing a quick coffee to fuel your morning, sitting down for a relaxed meal, or meeting up with fellow RVA colleagues for a drink at the end of a full day. And throughout it all, you’ll find a hospitality team that genuinely goes the extra mile. Consider it your desert home away from home.

5:45 – 8:30 PM

Welcome Reception | Bitter & Twisted

Sponsored by Hirschler

Step into the historic Luhrs Building in downtown Phoenix, once home to the former Arizona Prohibition Headquarters. Now ironically you can immerse yourself in a world of innovative cocktails and delicious bar bites. Bitter & Twisted has established itself as the go-to destination for a stylish and sophisticated drinking experience, with a globally recognized, award-winning cocktail program.



Pictured above, top to bottom:
Luhrs City Center at Night ©Bitter & Twisted Cocktail Parlour
Ross Simon, Bitter & Twisted Cocktail Parlour ©Mark Lipczynski

DAY 2 | WEDNESDAY, MAY 6

7:00 AM

BREAKFAST | BALLROOM FOYER

8:00 AM

Welcome Remarks | Grand Ballroom

8:15 AM

Welcome to Phoenix | Mayor Fireside Chat

Sponsored by by Atlantic Union Bank

Mayor Kate Gallego, Mayor of Phoenix*
Mayor Danny Avula, Mayor of Richmond

Two cities, two leaders, one great conversation. The Mayors' Fireside Chat brings together Phoenix Mayor Kate Gallego and Richmond Mayor Danny Avula for a candid discussion on what it takes to lead growing, dynamic cities forward. Different challenges, shared ambitions, and plenty of insights worth bringing home to RVA.

Mayor Gallego has built a reputation as one of the most forward-thinking urban leaders in the country. Since taking office in 2019, she has championed clean energy, economic development, and inclusive growth, helping Phoenix attract major semiconductor investment, expand public transit, and pursue ambitious sustainability goals. A Harvard-educated attorney and passionate community advocate, she brings both strategic vision and genuine heart to governing the nation's fifth-largest city.

Mayor Danny Avula brings a uniquely human lens to public service. His priorities are clear and close to home, including effective local government, thriving neighborhoods, and building real pathways from poverty to stability and wealth for all Richmond residents. Together, these two mayors offer a conversation that is equal parts inspiring and practical.

8:45 AM

RVA Rising: Richmond's Mobility Drivers & Why We're Here

Sponsored by by Altria

Sarah Bedard Holland, Chief Impact Officer, Community Foundation for a greater Richmond
Jennifer Hunter, Senior Vice President, Corporate Citizenship, Altria
John Vithoukias, County Manager, Henrico County
Moderator: Moses Foster, President & CEO, West Cary Group

As the Richmond delegation prepares for the next few days of meaningful conversation and inspiring visits across Phoenix, our panel will first ground you in how RVA is embracing economic mobility efforts across business, philanthropy, and local government. RVA Rising is about translating a common vision into aligned action. Learn how research, innovation, and targeted investments in areas like affordable housing and workforce readiness are fueling deep collaboration and measurable progress at home.

9:15 AM

Phoenix Regional Overview*Sponsored by TowneBank***Christine “Chris” Mackay, President & CEO, Greater Phoenix Economic Council**

The Greater Phoenix Economic Council will deliver a comprehensive look at the region’s economic trajectory, housing trends, demographic shifts, and development strategy. For over three decades, Greater Phoenix Economic Council (GPEC), alongside our 22 member communities, Maricopa and Pinal Counties, and more than 200 private investors, have been driving economic diversity, resilience and smart growth in one of America’s fastest-growing markets.

This session offers the full picture of how one of America’s fastest-growing metros is managing its momentum with intention and purpose.

RVA TAKEAWAY | *Learn how Phoenix leverages data to guide regional planning and inform smart, sustainable growth strategies that RVA can adapt for its own future.*

10:00 AM

BREAK

10:10 AM

Downtown Phoenix Revitalization*Sponsored by Richmond Region Tourism*

Xandon Keating, Deputy Economic Development Director, City of Phoenix
Devney Majerle, President & CEO, Downtown Phoenix Inc.
Rick Naimark, Associate Vice President, Program Development Planning,
Arizona State University
Moderator: Lisa Sims, President & CEO, Venture Richmond

Downtown Phoenix’s transformation is not a comeback story. It is the result of sustained, coordinated effort built on capital investment, policy alignment, thoughtful design, and years of relationship-building across institutions. This session goes inside that process, exploring how civic and business leaders organized around a shared vision, coordinated investments and incentives, activated public spaces, and kept inclusion front and center as momentum grew.

Expect practical lessons on the governance and partnership infrastructure that made revitalization possible, including who convened, who invested, how decisions were made, and how the work stayed aligned over time.

RVA TAKEAWAY | *Gain a clearer understanding of the time, discipline, and cross-sector collaboration required for a durable downtown revival and how anchor institutions can help catalyze economic and cultural resurgence while keeping growth accessible to all.*

11:00 AM

From Classrooms to Cleanrooms: Semiconductors & Workforce Pipeline

Sponsored by Boys & Girls Club of Metro Richmond, Communities in Schools-Richmond, NextUp, YMCA

Pearl Chang Esau, Founder & CEO, Shan Strategies
Dr. Steven Gonzales, Chancellor, Maricopa County Community College
Kolu Wilson, Chief Workforce Officer, Arizona Commerce Authority
Moderator: Jennifer Mellor, Chief Innovation Officer, Greater Phoenix Chamber

Phoenix is not waiting for talent to show up. Industry and education leaders have built a deliberate, well-coordinated pipeline that aligns curriculum, facilities, and shared investment to meet the demands of one of the fastest-growing sectors in the nation.

This session explores how trusted collaboration between employers and educational institutions is creating scalable, high-impact workforce pathways in the semiconductor industry. Panelists will discuss curriculum co-design, rapid credentialing, facility development, and the public-private partnerships that make it all work.

RVA TAKEAWAY | *Explore how Phoenix is scaling training models to support advanced manufacturing and discover practical ways to strengthen employer-education partnerships in high-growth industries back home.*

12:00 PM

Lunch | Heard Museum

Sponsored by Bon Secours

Step away from the sessions and into something truly special. Founded in 1929, the Heard Museum is one of Phoenix's most beloved cultural landmarks and an internationally recognized destination for American Indian art and storytelling. With 12 galleries, a stunning outdoor sculpture garden, and a commitment to presenting American Indian perspectives with authenticity and depth, the Heard is as inspiring as it is beautiful.

It is the perfect setting to pause, connect with fellow delegates, and soak in a side of Phoenix that speaks to the soul of the region.

Location: Heard Museum, 2301 N. Central Avenue

1:30 - 3:30 PM

AFTERNOON TRACKS

TRACK 1

Designing for Everyone: Inclusion in Action

Sponsored by Sportable & Sheltering Arms Institute

Brandie Barrett, Assistant Director, Parks & Rec, City of Phoenix
Ryan Flower, President & CEO, Thurston Family Foundation
Chris Rodriguez, CEO, Ability360
Moderator: Hunter Leemon, CEO, Sportable

What does it look like when a community truly designs for everyone? This track takes delegates inside Ability360, a nationally recognized center for independent living that is setting the standard for inclusive design across workforce training, recreation, and civic participation.

The visit includes a facility tour followed by a discussion on universal design principles, disability-forward planning, and practical strategies for embedding inclusion into built environments and public policy. It is a session that will challenge assumptions and spark ideas well worth bringing back to RVA.

Location: Ability 360 Sports, 5031 E Washington Street

TRACK 2

Creative Housing Solutions: A Look at La Victoria Commons

Sponsored by Home Building Association of Richmond

Terry Benelli, Senior Executive Director, LISC Phoenix

Jennifer Dangremond, Director, Grants & Fund Development, COPA Health

Niki Ramirez, Senior Director, Real Estate Development & Asset Management, COPA Health

Moderator: Jovan Burton, Executive Director, Partnership for Housing Affordability

Affordable housing done right looks a lot like La Victoria Commons. This track takes delegates inside one of Phoenix's most innovative recent developments, a mixed-use, mixed-income community that is redefining what thoughtful, inclusive housing can look like in a rapidly growing city.

As Arizona's first 9%/4% hybrid low-income housing tax credit (LIHTC) development, La Victoria Commons represents a creative and replicable approach to financing, combining tax credits and grants to bring the project to life. The session will explore the partnerships that made it possible, the challenges overcome along the way, and the tangible impact the development is having on residents and the surrounding neighborhood.

Location: La Victoria Commons, 2320 E Apache Boulevard, Tempe, AZ

TRACK 3

From Mall to Mixed-Use: The Reinvention of Park Central

Sponsored by Henrico Sports Authority

Chris Collins, Founder & Owner, Common Ground Culinary

Steve Betts, President, Betts Real Estate Advisors

Sharon Harper, CEO, Plaza Companies

Xandon Keating, Deputy Economic Development Director, City of Phoenix

What happens when a legacy commercial property gets a bold second act? This track explores exactly that, using Park Central as a compelling case study in how thoughtful redevelopment can transform underutilized land into a thriving, mixed-use destination that delivers real value for residents, employers, and neighborhoods alike.

Delegates will examine how this mall redevelopment became a platform for smart growth, adding housing and jobs, strengthening access to services, improving connectivity, and repositioning a once-overlooked asset to better support regional competitiveness and upward mobility.

Starting location: Park Central Mall, 3121 N 3rd Avenue

TRACK 4

Downtown Phoenix Up Close: A Walking Tour & Conversation

Sponsored by Venture Richmond

RJ Price, Chief Growth Officer, Downtown Phoenix, Inc.

There is no better way to understand a city's transformation than to walk through it. This track takes delegates on a guided tour of Downtown Phoenix, spotlighting the infill development, adaptive reuse

projects, and anchor institution leadership that have collectively reshaped the urban core into a denser, more diverse, and economically inclusive destination.

From Arizona State University's downtown presence to civic spaces and private sector investment, the tour brings the bigger picture to street level in a way that no conference room conversation can replicate.

The tour is followed by a panel discussion with business, university, and downtown leaders, including voices from the development and rising business communities, representing the kind of inclusive economic growth RVA is working to advance at home.

Location: Thunderbird Global Forum (Rotunda), Arizona State University, 401 N. 1st Street

5:30 – 7:00 PM **Evening Reception | Palma**

Trade the conference room for the palm trees. Nestled in the heart of Downtown Phoenix, Palma is a one-of-a-kind outdoor gathering space where great food, vibrant energy, and the rhythm of good music set the tone for a memorable evening. It is the perfect setting to unwind with fellow delegates, reflect on the day's insights, and raise a glass to the connections made along the way. Warm desert air, fire pits, and the kind of atmosphere that makes conversation flow easily. Consider it a well-earned end to a full and inspiring day in Phoenix.

Location: Palma, 903 N 2nd Street



Palma Phoenix ©Palma Phoenix/Flagship Restaurant Group

DAY 3 | THURSDAY, MAY 7

7:30 AM BREAKFAST | BALLROOM FOYER

8:30 AM Opening Remarks | Grand Ballroom

8:40 AM Growth at Every Scale: A conversation with the Mayors of Tempe and Buckeye

*Sponsored by Anthem***Mayor Eric Orsborn, Mayor of Buckeye, Arizona****Mayor Corey Woods, Mayor of Tempe, Arizona****Moderator: Cheryl Lombard, President & CEO, National Association of Industrial Parks**

Phoenix's growth story is not one-size-fits-all, and this session proves it. The mayors of Tempe and Buckeye represent opposite ends of the regional growth spectrum, offering two distinctly different perspectives on what it means to lead a city forward in one of America's most dynamic metros.

Tempe is a land-locked innovation hub threading the needle between density, housing constraints, and revenue challenges while continuing to attract major semiconductor and corporate investment. Buckeye, by contrast, is one of the fastest-growing cities in the nation, managing hypergrowth, significant industrial wins, and an existential water supply challenge that puts resource planning front and center.

Despite their differences, both mayors operate within the Greater Phoenix Economic Council, a regional framework built on a simple but powerful principle: a win anywhere in the metro is a win for everyone.

RVA TAKEAWAY | *Richmond's nine localities could benefit from a similar connective structure, one that aligns competing interests around a shared regional identity so that the next major employer win, wherever it lands, lifts the entire region.*

9:25 AM Regional Planning in Action: Data, Equity, and the Road Ahead

*Sponsored by Capital One***John Bullen, Assistant Executive Director, Maricopa Association of Governments (MAG)****Moderator: Martha Shickle, Executive Director, PlanRVA**

Good regional planning does not happen by accident, and the Maricopa Association of Governments (MAG) is proof of what is possible when data, governance, and shared priorities move in the same direction.

This session explores how MAG uses integrated data systems and collaborative governance tools to align infrastructure investment, demographic trends, and community priorities into a unified regional planning model. It is a practical and illuminating look at how Phoenix's regional framework enables coordinated, data-informed decision-making across a sprawling and rapidly evolving metro.

For RVA delegates navigating the complexities of multi-jurisdictional planning, this session offers both inspiration and a tangible framework worth examining closely.

continued on next page

RVA TAKEAWAY | *Intergovernmental collaboration is not just good governance, it is the foundation for driving equitable, sustainable outcomes across an entire region.*

10:10 AM

BREAK

10:25 AM

The Business Sector as a Force for Regional Change

Sponsored by Meta

Stacy Derstine, Vice President, External Affairs, APS

Paul Rivers, Chief Innovation Officer, The Phoenix Suns

Chet Samuelson, Arizona Market President & CEO, BOK Financial

Moderator: Kelley McCall, Regional Manager, Community Development, Meta

Economic growth is not solely the work of government. This session explores how Phoenix's business community has stepped up as a genuine driver of regional change, moving well beyond traditional business roles to lead strategic investments, workforce initiatives, and civic partnerships that shape the future of the entire metro. Phoenix business executives will share how their companies are fueling systems change, honoring employer commitments, and leveraging the power of convening to advance inclusive, regionwide progress. It is an honest and energizing conversation about what private sector leadership looks like when it is operating at its best.

RVA TAKEAWAY | *Reflect on how Richmond's business community can deepen collaboration and align its collective influence to support inclusive, sustainable progress across the entire region.*

11:20 AM

Connected by Design: Housing, Transportation, and the Path to Opportunity

Sponsored by Astyra & Richmond Association of REALTORS®

Terry Benelli, Senior Executive Director, LISC Phoenix

Michael Eshleman, Deputy Chief of Service Planning, Valley Metro

**Samantha Keating, Deputy Housing Director, Affordable Housing
City of Phoenix Housing Department**

Moderator: Juan Salgado, CEO, Phoenix IDA

Where you live and how you get around are not separate issues. This session examines how Phoenix has made the intentional connection between housing and transportation systems a cornerstone of its approach to creating upward mobility for residents at every income level.

Phoenix leaders will outline the key innovations and planning tools driving this work, offering a clear-eyed look at what systems thinking in local policymaking can produce when housing policy, transit planning, and community investment are designed to reinforce one another rather than operate in isolation.

RVA TAKEAWAY | *Richmond region's housing and mobility challenges are increasingly interconnected, yet our solutions are often designed and funded in silos. This session offers practical examples of how Phoenix aligns its systems and where RVA can create clearer pathways for families and workers navigating multiple agencies and programs.*

12:15 PM

Lunch | Chico Malo

Bold flavors, vibrant atmosphere, and a menu rooted in the rich culinary traditions of Mexico. Chico Malo brings elevated cooking techniques and locally sourced ingredients together in a lively, upscale setting that is as memorable as the morning sessions that precede it. The perfect midday reset before an equally energizing afternoon.

Location: Chico Malo, 50 W Jefferson Street

1:30 - 3:30 PM

AFTERNOON TRACKS

TRACK 1

Work-Based Learning at Scale

Sponsored by ColonialWebb

Ben Acosta, Nuclear Instructor Senior, APS & Palo Verde

Jarrett Guy, West MEC

Dr. Paula Livingston, Vice President, Academic Affairs, Estrella Mountain Community College

Mike Neu, CTE Director, Buckeye Union HS District

Dr. Aaron Parsons, Campus Administrator, West-MEC

Dr. Scott Spurgeon, Superintendent, West-MEC

The pathway from high school to a meaningful, well-paying career does not have to be complicated. This track takes delegates to the Southwest Campus to see firsthand how West-MEC and Estrella Mountain Community College have built a seamless continuum from career and technical education to college credentials to real-world employment.

The visit includes a focused facility tour and an honest conversation about how programs are co-designed with employers, how students move from hands-on training into credentials and paid work-based learning opportunities, and what it actually takes to scale placements across high-demand fields.

Location: West MEC Southwest Campus, 500 N Verrado Way, Buckeye, AZ

TRACK 2

Rethinking the Block: Placemaking at Culdesac Tempe

Sponsored by Xponent21

Ryan Johnson, Co-Founder & CEO Culdesac Tempe

Adrian Rodriguez, Founder, Ito Brand

Moderator: Will Melton, CEO, Exponent21

What if a community was designed from the very beginning without cars at the center? This track invites delegates to explore Culdesac Tempe, one of the country's most ambitious car-free communities and a bold reimagining of what walkable, sustainable, locally connected living can look like.

continued on next page

The visit examines how Culdesac Tempe integrates housing, mobility, and commercial space into a placemaking model that challenges conventional development patterns at every turn. Discussion will cover the project's financing structure, its alignment with regional planning priorities, and its broader implications for livability, climate goals, and housing affordability.

Location: Culdesac Tempe, 2016 E Wildermuth, Tempe, AZ

TRACK 3

Arts, Culture, and the Business of Community

Sponsored by Richmond Performing Arts Alliance (RPAA)

Mayor Brandi Amidon, Travelers Rest, South Carolina

Katherine James, City Council Representative, Travelers Rest

Creative economies do not emerge by chance. This track explores how Phoenix has woven arts and culture into the fabric of its economic development, community wellness, and tourism strategies, treating creative investment not as a nice-to-have but as a genuine driver of regional vitality.

Delegates will hear from a compelling panel of contributors to Phoenix's arts and culture scene, gathered at Xico, one of the oldest ethnic arts organizations in the United States and a leading force in promoting Latino and Indigenous culture through art and community engagement.

Location: ASU Lodestar Center, 400 E Van Buren Street, Suite 410

TRACK 4

Moving the Region Forward: A Ride and Conversation with Valley Metro

Sponsored by Central Virginia Transportation Authority & GRTC

Michael Eshleman, Deputy Chief, Service Planning, Valley Metro

Jodi Sorrell, Transit Services Director, City of Mesa Planning

Moderator: Chet Parsons, Executive Director, Central Virginia Transportation Authority

Sometimes the best way to understand a transit system is to ride it. This track begins with a light rail ride through Phoenix, offering delegates a firsthand look at how Valley Metro has woven integrated transit solutions across an expansive and fast-growing region.

A panel discussion follows, diving into the governance and design decisions behind the system, including light rail expansion, first-mile and last-mile connectivity options, and fare affordability strategies. Panelists will explore the financing models, planning processes, and public engagement efforts that make large-scale mobility projects both viable and equitable.

Location: Valley Metro HQ, 101 N 1st Street, Suite 1300

5:30 – 8:30 PM**Evening Reception & Dinner: Musical Instrument Museum***Sponsored by MCV Foundation & Super Radiator Coils*

The final evening of the visit takes place at one of Phoenix's most extraordinary cultural landmarks, the Musical Instrument Museum, proudly rated the city's number one attraction and recognized as both the best museum and best live music venue in the Valley.

Founded on the belief that music is the language of the soul, MIM is the world's only global musical instrument museum, home to a remarkable collection of more than 7,500 instruments from over 200 countries and territories. Its galleries celebrate the rich diversity of world cultures while reminding us of what we all share, a profound and universal human connection to music.

It is a fitting and inspired setting to close out a visit centered on connection, collaboration, and the kind of big thinking that brings a delegation together. Come ready to be moved, to reflect on the week's learnings, and to celebrate the relationships built along the way.

Location: 4725 E Mayo Boulevard

DAY 4 | FRIDAY, MAY 8**ALL DAY****Departures All Day / Hotel Check out**

Thank you for attending! We hope that you've come away with valuable information that you can use back in RVA.



Sunrise from Piestewa Peak ©Visit Phoenix/photo by dspaz.com

BUILDING CONFIDENCE. ONE MATTER AT A TIME.

Sound legal advice is only one dimension of the service we provide. Trust is earned and strong working relationships are developed through a shared commitment to achieving the best results.



Hirschler

Richmond | Fredericksburg | Tysons

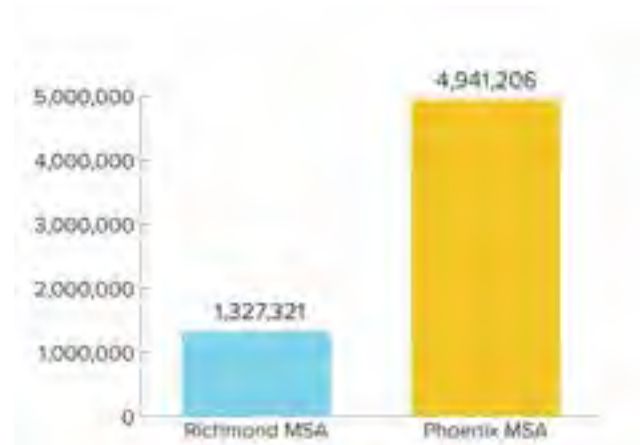
hirschlerlaw.com

PROUD TO SUPPORT
CHAMBER RVA +
2026 INTERCITY VISIT

MSA Population

In terms of population base, the Phoenix metro area is nearly four times larger than Richmond's. Nationally, Phoenix ranks as the 10th-largest MSA by population, while Richmond ranks 47th. Despite its larger population footprint, Phoenix is only modestly more densely populated, with 339 residents per square mile versus 304 in the Richmond MSA. In both metros, the female population slightly exceeds the male population; however, the difference is more pronounced in Richmond, where females outnumber males by 2.8 percentage points, compared to a 0.2-percentage-point difference in Phoenix. Phoenix's median age is 37.8, making it 1.2 years younger than Richmond's median age of 39.

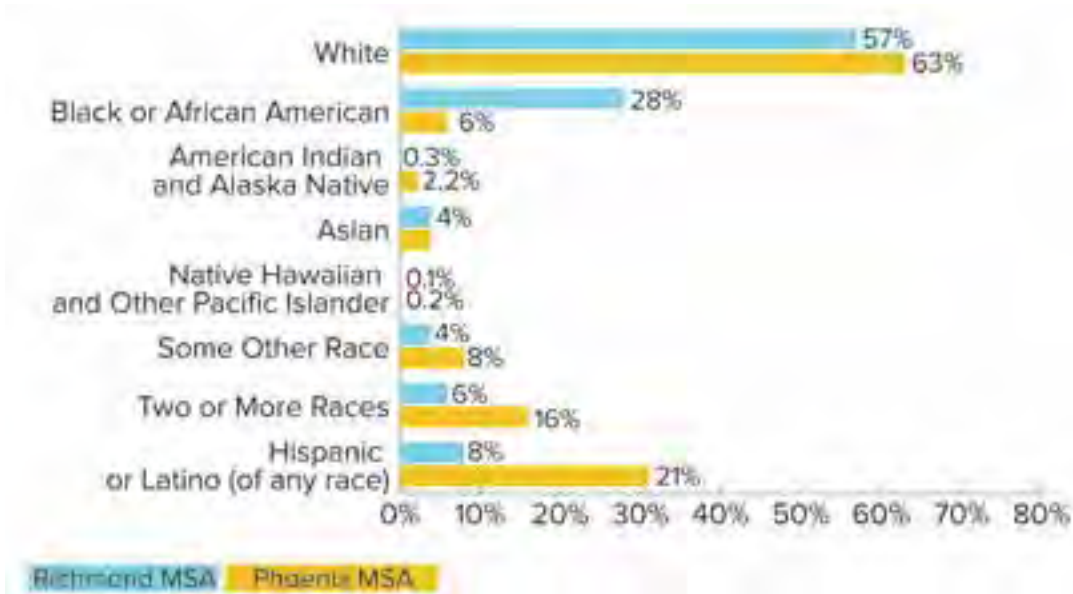
Source: Greater Richmond Partnership; Chmura Economics & Analytics; JobsEQ; US Census Bureau Population Division, Released March 2025.



Racial Diversity

The Phoenix MSA has a larger non-white population and is more racially diverse than the Richmond MSA. Non-white residents account for 68 percent of Phoenix’s population, compared to 51 percent in the Richmond MSA.

In Phoenix, Hispanic or Latino residents (of any race) represent the largest non-white population group, comprising 31 percent of the metro’s total population. In contrast, Black or African American residents make up the largest non-white population group in the Richmond MSA, accounting for 28 percent of the population.



Source: Greater Richmond Partnership; Chmura Economics & Analytics; JobsEQ.

Educational Attainment

The Richmond MSA exhibits higher levels of educational attainment than the Phoenix MSA. Among the more than 925,000 Richmond-area residents age 25 and older, 42 percent hold a bachelor’s degree or higher. By comparison, the Phoenix MSA is home to over 3.3 million residents age 25 and older, with 35 percent having attained a bachelor’s degree or higher.

	Richmond MSA	Phoenix MSA
No high school diploma	7%	11%
High school graduate	24%	22%
Some college, no degree	19%	23%
Associate degree	8%	9%
Bachelor’s degree	26%	22%
Postgraduate degree	16%	12%

Source: Greater Richmond Partnership; Chmura Economics & Analytics; JobsEQ.

Higher Education

The Phoenix MSA has four times the number of higher education institutions - including colleges, universities, and technical schools - than the Richmond MSA. The Richmond MSA has a total of 31 institutions of higher learning compared to the Phoenix MSA's 128 higher education institutions. Some of Richmond's larger institutions include Virginia Commonwealth University and University of Richmond as well as two Historically Black Colleges and Universities (HBCUs): Virginia State University and Virginia Union University. Notable institutions in Phoenix include Arizona State University, Grand Canyon University, and University of Phoenix.

Source: Greater Richmond Partnership; US Department of Education IPEDS Database; Chmura Economics & Analytics; JobsEQ



Industry Employment

Both metros share the same top two industries by employment. Health care and social assistance is the largest sector in both regions, accounting for 14.9 percent of total employment in Phoenix and 14.7 percent in Richmond. Retail trade ranks second in both metros, representing 10.2 percent of employment in Phoenix and 9.5 percent in Richmond.

Source: Greater Richmond Partnership; Chmura Economics & Analytics; JobsEQ 2025Q3.

	Richmond MSA	Phoenix MSA
Health Care and Social Assistance	14.7%	14.9%
Retail Trade	9.5%	10.2%
Educational Services	8.1%	6.6%
Accommodation and Food Services	7.5%	9.0%
Professional, Scientific and Technical Services	7.0%	6.7%
Construction	7.1%	8.0%
Administrative and Support and Waste Management and Remediation Services	6.6%	7.9%
Public Administration	6.1%	3.4%
Transportation and Warehousing	5.8%	5.3%
Finance and Insurance	4.9%	5.9%
Other Services (except Public Administration)	4.9%	3.5%
Manufacturing	4.5%	6.0%
Wholesale Trade	3.3%	3.8%
Management of Companies and Enterprises	3.0%	1.5%
Arts, Entertainment and Recreation	2.8%	2.6%
Real Estate and Rental and Leasing	2.1%	2.2%
Information	1.0%	1.6%
Utilities	0.4%	0.8%
Agriculture, Forestry, Fishing and Hunting	0.4%	0.4%
Mining, Quarrying, and Oil and Gas Extraction	0.1%	0.2%

Fortune 500 and 1000 Companies

The Richmond MSA is home to 12 Fortune 1000 company headquarters, eight of which are Fortune 500. The Phoenix MSA is home to 23 Fortune 1000 company headquarters, 9 of which are Fortune 500. Seven of the Fortune 1000 companies in the Phoenix MSA are headquartered in the City of Phoenix, seven are headquartered in Scottsdale, seven are headquartered in Tempe, and two are headquartered in Chandler.

Source: Greater Richmond Partnership; Fortune 1000 2025 List



Income

Income levels are modestly higher in the Richmond MSA than in the Phoenix MSA. Richmond’s median household income exceeds Phoenix’s by \$1,377; Richmond’s per capita personal income is also nearly \$3,000 higher. In both metros, the most concentrated household income bracket is \$75,000 to \$99,000, representing 13.9 percent of households in Phoenix and 13.8 percent in Richmond.

Source: Greater Richmond Partnership; Chmura Economics & Analytics; JobsEQ.

	Richmond MSA	Phoenix MSA
Less than \$10,000	4.8%	4.9%
\$10,000 - \$14,999	2.3%	2.4%
\$15,000 - \$19,999	2.2%	2.0%
\$20,000 - \$24,999	2.8%	2.5%
\$25,000 - \$29,999	2.9%	2.6%
\$30,000 - \$34,999	3.0%	3.1%
\$35,000 - \$39,999	2.7%	3.0%
\$40,000 - \$44,999	3.3%	3.6%
\$45,000 - \$49,999	3.2%	3.6%
\$50,000 - \$59,999	6.9%	6.7%
\$60,000 - \$74,999	9.8%	9.3%
\$75,000 - \$99,999	13.8%	13.9%
\$100,000 - \$124,999	10.5%	11.3%
\$125,000 - \$149,999	8.7%	8.0%
\$150,000 - \$199,999	10.0%	10.2%
\$200,000 or more	13.0%	12.9%
Number of households, 2023	536,542	1,922,068
Median household income, 2023	\$86,223	\$84,846
Per capita personal income, 2023	\$46,237	\$43,395

Top Employers

The table displays the Richmond MSA's and Phoenix MSA's top 8 corporate employers. Both Richmond and Phoenix's top eight corporate employers, omitting state government, consist of health care, corporate services logistics and distribution, and higher education. Major industries in the Richmond MSA include advanced manufacturing, corporate services, logistics, information technology and life sciences. In the Phoenix MSA, major industries include advanced business services, aerospace & defense, autonomous and electric vehicles, bioscience, climate technology, finance & insurance, healthcare innovation, semiconductors, and software.

Source: Greater Richmond Partnership, Largest Employers Brochure, January 2026, Accessed January 2026; Maricopa Association of Governments; Top Corporate Employers in Phoenix MSA; Greater Phoenix Economic Council

Richmond MSA	Employees	Phoenix MSA	Employees
Capital One Financial	14,000	Banner Health	29,770
Virginia Commonwealth University Health System	13,500	Amazon	25,570
HCA Virginia Health System	11,200	Walmart	19,770
Bon Secours Richmond	8,516	Frys Food Stores	15,450
Virginia Commonwealth University	7,832	Intel Corporation	12,990
Dominion Energy	5,433	Wells Fargo	12,340
Amazon	5,100	Arizona State University	10,970
Truist	4,549	HonorHealth	9,550

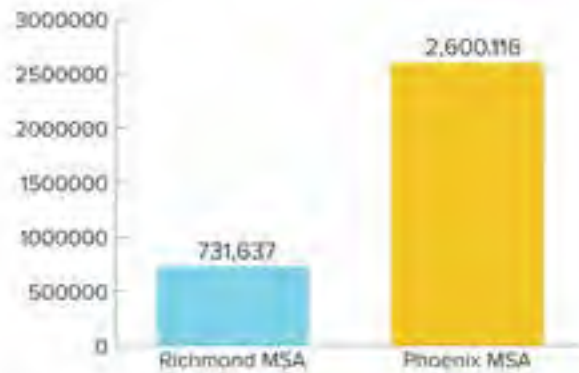
Source: Greater Richmond Partnership, Largest Employers Brochure, January 2026 Employment data reflects the top corporate employers of Richmond, VA MSA, excludes government and retail operations; Maricopa Association of Governments; Top Corporate Employers in Phoenix MSA, excludes government and retail operations

Labor Force + Unemployment Rate

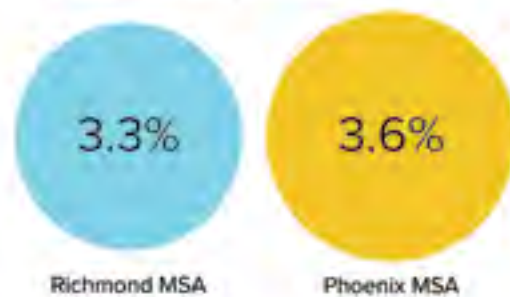
Phoenix's larger population is reflected in its substantially larger labor force, which is over 3.5 times the size of Richmond's. Despite this difference in scale, Richmond reports a slightly lower unemployment rate at 3.3 percent, compared to 3.6 percent in the Phoenix MSA.

Source: Greater Richmond Partnership; Chmura Economics & Analytics; JobsEQ, 2025Q3

Labor Force



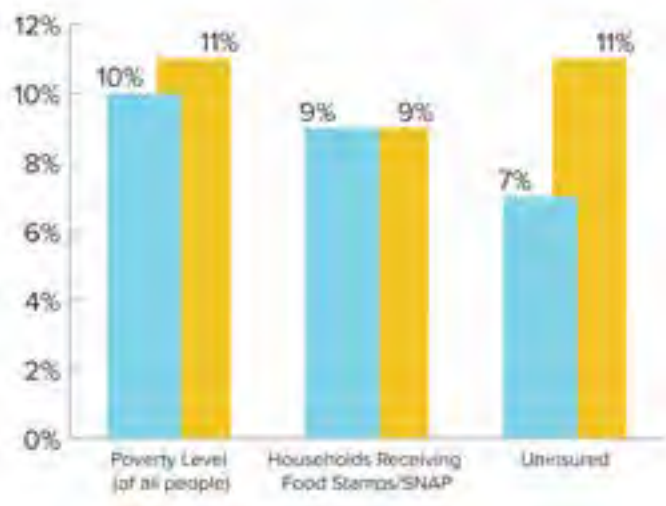
Unemployment Rate



Poverty

Richmond has a lower poverty rate than Phoenix. The poverty rate in Richmond MSA is one percentage point lower than in the Phoenix MSA. Both metros report the same share of households receiving food assistance through SNAP, at 9 percent. Phoenix has a higher uninsured population, with an uninsured rate four percentage points higher than Richmond's.

Source: Greater Richmond Partnership; Chmura Economics & Analytics; JobsEQ.



Source: Greater Richmond Partnership; American Community Survey 2023 Estimates; Chmura Economics & Analytics; JobsEQ

Employment and Wages

The Phoenix MSA's civilian employed population is approximately 3.5 times larger than the Richmond MSA. Despite this difference in scale, the two metros have similar industry employment distributions. Both regions share the same top three industries by employment, led by health care and social assistance, followed by retail trade, then accommodation and food services.

Source: Greater Richmond Partnership; Chmura Economics & Analytics; JobsEQ, 2025Q3

	Richmond MSA			Phoenix MSA		
	Avg. Annual Wage	Employment	Relative Quotient	Avg. Annual Wage	Employment	Relative Quotient
Management of Companies and Enterprises	\$152,383	21,254	1.02	\$135,045	36,779	0.94
Finance and Insurance	\$139,671	34,851	1.26	\$112,228	147,560	1.50
Professional, Scientific and Technical Services	\$107,567	49,708	0.97	\$111,049	152,960	0.85
Utilities	\$105,304	2,799	0.76	\$181,789	18,934	1.45
Real Estate and Rental and Leasing	\$86,371	14,720	1.19	\$76,629	55,538	1.27
Wholesale Trade	\$89,003	23,349	0.89	\$108,641	96,261	1.04
Mining, Quarrying and Oil and Gas Extraction	\$87,839	473	0.19	\$113,649	4,831	0.54
Manufacturing	\$82,454	31,881	0.58	\$100,346	180,501	0.78
Public Administration	\$82,426	43,237	1.29	\$87,360	86,078	0.73
Information	\$83,128	7,776	0.54	\$120,263	39,361	0.83
Construction	\$76,486	50,104	1.18	\$83,393	199,432	1.33
Health Care and Social Assistance	\$68,000	103,837	0.95	\$71,158	373,886	0.97
Transportation and Warehousing	\$52,793	40,892	1.14	\$62,158	131,869	1.04
Educational Services	\$60,470	57,085	1.00	\$60,012	164,611	0.81
Unclassified	\$62,439	1,518	1.36	\$40,601	4,558	1.15
Administrative and Support and Waste Management and Remediation Services	\$53,945	47,018	1.11	\$57,227	197,606	1.32
Other Services (except Public Administration)	\$46,611	34,408	1.15	\$51,156	88,600	0.83
Agriculture, Forestry, Fishing and Hunting	\$48,687	2,547	0.30	\$69,305	9,195	0.31
Retail Trade	\$40,333	67,426	0.99	\$51,244	255,212	1.06
Arts, Entertainment and Recreation	\$27,957	19,509	1.30	\$54,746	64,061	1.20
Accommodation and Food Services	\$27,184	53,317	0.87	\$33,500	225,515	1.04
Total - All Industries	\$70,522	707,108	1.00	\$74,209	2,503,767	1.00

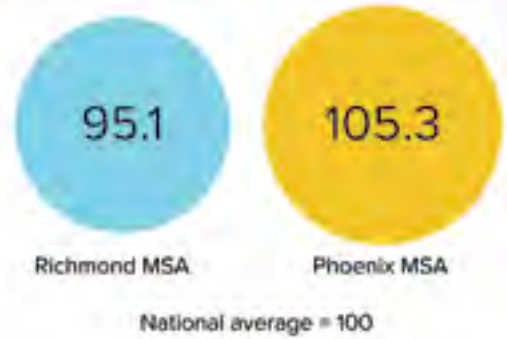
Cost of Living

The C2ER Cost of Living Index measures the overall cost of living across U.S. metro areas, with the national average indexed to 100. Overall living costs are lower in the Richmond MSA than in the Phoenix MSA. Richmond's index of 95.1 is 4.9 points below the U.S. average, while Phoenix's index is 5.3 points above the national average.

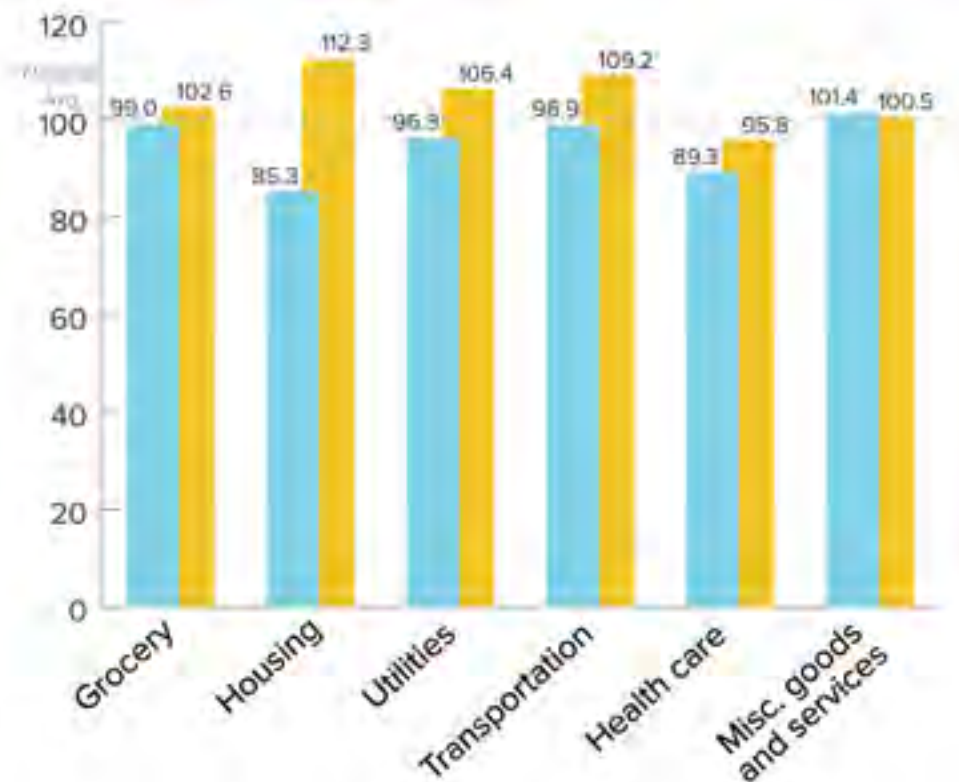
Health care costs in both metros are more affordable than the U.S. average, with Richmond ranking 10.7 points below the national average and Phoenix 4.2 points below. There is a large divergence in housing costs between the two regions: the Richmond MSA's housing index is 14.7 points below the U.S. average, whereas Phoenix's housing costs are 12.3 points above the national average.

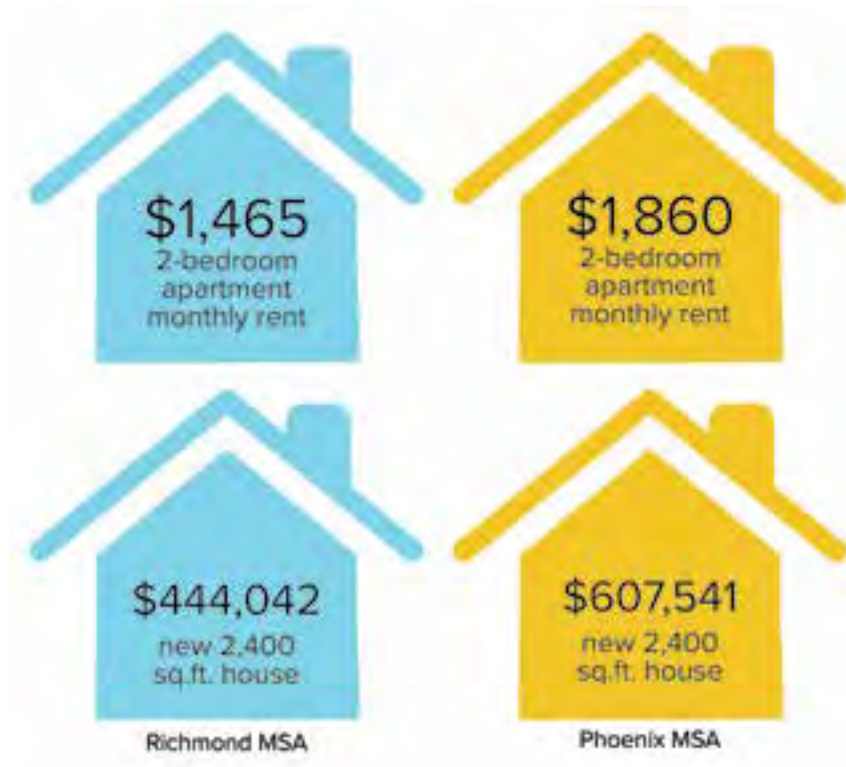
Source: Greater Richmond Partnership; C2ER Cost of Living Index 2025 Annual Average

Overall Cost of Living Index



Cost of Living





Housing

Richmond’s housing costs are well below the national average, with a 2025 housing index 14.7 points below the U.S. average. Housing costs in Phoenix are significantly higher, with an index of 112.3, over 12 percent above the U.S. average.

This affordability gap is evident across average apartment and housing prices. The average monthly rent for a two-bedroom apartment is \$395 lower in the Richmond MSA than in the Phoenix MSA. Similarly, the average cost of a newly constructed 2,400-square-foot home is substantially lower in Richmond (\$444,042) compared to Phoenix (\$607,541).

Source: Greater Richmond Partnership; C2ER Cost of Living Index 2025 Annual Average

Commercial Rent Per Square Foot

On average, both industrial and office asking rents per square foot are lower in Richmond than in Phoenix. In Richmond, rents for specialized industrial space are nearly \$4 per square foot lower than in Phoenix. Asking rents for Class 4 and 5 office space are lower in Richmond, approximately \$13 per square foot less than in the Phoenix market.

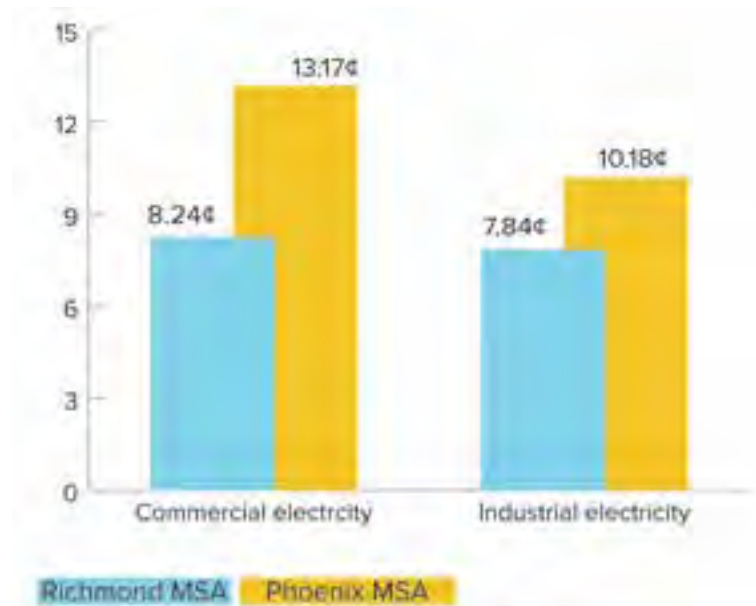
Source: Greater Richmond Partnership; CoStar Office and Industrial Market Reports, January 2026.



Electricity Rates

Arizona Public Service Company primarily services the Phoenix MSA, Dominion Energy services the Richmond MSA. On average, commercial and industrial electricity rates are lower in Richmond than in Phoenix. The average commercial electricity rate in Richmond is 4.93 cents per kilowatt-hour lower than in Phoenix. Industrial electricity rates in Richmond are also lower than Phoenix by 2.34 cents per kilowatt-hour.

Source: Greater Richmond Partnership, Edison Electric Institute, Typical Bills and Average Rates Winter 2025



Infrastructure

Air | The Phoenix MSA is primarily serviced by two airports: Phoenix Sky Harbor International Airport (PHX), the main hub, and Phoenix Mesa Gateway Airport (AZA), a reliever airport in southeast Mesa. Phoenix Sky Harbor (PHX) has non-stop passenger flights scheduled to 156 destinations in 5 countries. The most popular destinations from PHX are Denver (DEN), Los Angeles (LAX), and Seattle (SEA).

Phoenix Mesa Gateway Airport (AZA) is a medium

sized airport with domestic flights to 43 locations, serviced primarily by Allegiant Airlines and Sun Country Airlines.

The Richmond Region is serviced by Richmond International Airport (RIC), which has 37 direct domestic flights. There are 10 airlines that operate routes to and from RIC including Breeze Airways, offering the most routes, followed by Delta Airlines, American Airlines and United Airlines. The top 3 most popular destinations from RIC are New York City (LGA), Charlotte (CLT), and Atlanta (ATL).

Port | Phoenix does not have direct maritime port access due to its position in a landlocked state. The metro functions instead as a major inland logistics hub with robust transportation options including rail lines and rail-served sites that provide access to West Coast ports. The Phoenix Intermodal Terminal connects Phoenix to Southwest markets and international ports in Southern California.

Richmond is within 100 miles of The Port of Virginia, the third largest port on the East Coast by barge. The Port of Virginia has the deepest wharf on the East Coast and powers all its terminals with 100 percent clean electricity, a goal surpassed eight years ahead of schedule. Richmond also has port access through the Richmond Marine Terminal, Central Virginia's domestic and international multi-modal freight and distribution gateway on the James River serving waterborne, rail and truck shippers throughout mid-Atlantic states.

Rail | Phoenix is serviced by two major freight railroads: Union Pacific Railroad (UP) and BNSF Railway. Both Union Pacific and BNSF have rail lines within the region and rail-served sites are available, including an inter-modal station and transload and reload centers in key industrial corridors. Within the State of Arizona, there are 10 freight railroads that operate over 1,700 miles of track.

In Greater Richmond, two of the nation's largest railroads, Norfolk Southern and CSX, offer freight services. Amtrak also provides a passenger rail service with 11 northbound and 12 southbound trains each weekday.

Road | Phoenix has one of the fastest growing highway systems in the nation, with 1,168 miles of interstates throughout the metro. Phoenix provides numerous roadway options to major markets via Interstate 10, Interstate 8, Interstate 17 and Interstate 40, positioned ideally to service markets in Arizona, the Mountain West and major cities in Southern California and Mexico.

In Greater Richmond, more than 100 motor freight companies and brokers serve the region. One of Richmond's business advantages is its equidistant location between Maine and Florida on Interstate 95, the East Coast's longest thoroughfare. Interstates 64, 85 and 95 converge in the MSA and Interstate 81 is easily accessible just west of Richmond.

Average commute times are slightly longer in Phoenix than in Richmond. The typical Phoenix commuter travels 26.5 minutes, one minute longer than Richmond's average commute time of 25.5 minutes. In addition, Richmond experiences less traffic congestion overall, with the average commuter spending 42 hours per year in traffic, compared to 76 hours annually in Phoenix.



Source: Greater Richmond Partnership; flightconnections.com for Richmond International Airport and Phoenix Sky Harbor International Airport; Greater Phoenix Economic Council; GoRail.com; Arizona Central; Texas A&M 2025 Traffic Study, February 2026.

Economic Development Announcements

Both communities had a significant number of announced projects over the past 11 years (from January 2015, through December 2025). Phoenix had 787 traded-sector announcements, creating 165,185 announced jobs and \$148.3 billion in announced capital investment. Richmond had 378 traded-sector announcements, creating 34,036 announced jobs and \$38.6 billion in announced capital investment. Manufacturing projects accounted for 81 percent of Phoenix’s capital investment, followed by 11 percent for projects where work is typically conducted from an office. In Richmond, data centers accounted for 69 percent of capital investments and 24 percent from manufacturing.

Source: Greater Richmond Partnership; Conway Analytics. Data accessed December 2025.

	Richmond MSA	Phoenix MSA
New-to-market		
Projects	194	710
Jobs	19,055	129,491
Capital Investment	\$35.54b	\$131.45b
Expansions		
Projects	184	168
Jobs	14,981	35,694
Capital Investment	\$3.05b	\$16.85b

State + MSA Rankings

CNBC ranked Virginia fourth overall in its 2025 Top States for Business study, while Arizona ranked 12th. The rankings evaluate all 50 states across multiple competitiveness categories. Virginia placed second for Infrastructure, seventh for Business Friendliness, and eighth for Quality of Life. By comparison, Arizona ranked third for Infrastructure, 17th for Business Friendliness, and 39th for Quality of Life.

Source: Greater Richmond Partnership; CNBC Best State for Business 2025

	Virginia	Arizona
Best State for Business	4	12
Infrastructure	2	3
Business Friendliness	7	17
Workforce	14	6
Economy	14	13
Technology and Innovation	8	20

Taxes

Virginia levies a graduated personal income tax ranging from 2.0 to 5.75 percent, while Arizona applies a flat personal income tax rate of 2.5 percent. Virginia's statewide corporate income tax rate is higher by just over one percentage point, at 6.0 percent compared to Arizona's 4.9 percent.

State sales taxes are slightly lower in Virginia at 5.3 percent, versus 5.6 percent in Arizona. Arizona does not impose a gross receipts tax, whereas Virginia levies a gross receipts tax ranging from 0.02 to 0.58 percent. When accounting for both state and average local sales taxes, Arizona's combined rate is approximately 2.6 percentage points higher than Virginia's.

Source: Greater Richmond Partnership; Tax Foundation 2024 State Business Tax Climate Index

	Virginia	Arizona
State Individual Income Tax Rate	2% - 5.75%	2.5%
State Corporate Income Tax Rate	6%	4.9%
Gross Receipts Tax Rate	0.02% - 0.58%	N/A
State Sales Tax Rate	5.3%	5.6%
State and Average Local Sales Tax Rate	5.77%	8.37%

A special thank you to Greater Richmond Partnership for preparing the comparison data.



Rainbow Ryders ©Cleared Photography@cassiescompass

Tourism + Sports

Phoenix, AZ was named a top 10 destination in North America by HelmsBriscoe in 2024. Surrounded by mountain ranges, the Greater Phoenix area spans more than 500 square miles of the Sonoran Desert and includes 24 municipalities, each offering distinct characteristics, attractions, and cultural experiences. Greater Phoenix is also home to a robust professional sports presence, with seven teams competing within the metro area, including franchises from three of the four major U.S. professional sports leagues. The Arizona Cardinals compete in the NFL, while the Arizona Diamondbacks represent the region in Major League Baseball (MLB). Additional professional sports teams include the Phoenix Mercury (WNBA), Phoenix Suns (NBA), the Arizona Rattlers (IFL), and Phoenix Rising FC (USL) and NASCAR at Phoenix Raceway.

Richmond, VA was ranked “America’s Best Town to Visit in 2024” by CNN Travel with high scores in cultural attractions, dining and drinks, and intriguing neighborhoods. Richmond offers a mix of arts, history and outdoor adventure. Multi-day events like the Folk Festival and Dominion Energy RiverRock fill Richmond’s calendar year-round. The region is home to more than 40 craft breweries, cideries, distilleries and wineries plus countless local eateries that prepare food from all over the world. When it comes to sports, Richmond has the Flying Squirrels, a Double A minor-league baseball team and affiliate to the San Francisco Giants, the Richmond Ivy USL women’s soccer team, Richmond Kickers USL men’s soccer team, and NASCAR’s Richmond Raceway. The James River flows through the center of the city and features the only urban class IV white water rapids in the nation.

Source: Greater Richmond Partnership; Visit Phoenix



Chase Field from 4th Street ©Visit Phoenix/An Pham

	VISIT RICHMOND VA	VISIT PHOENIX
BUDGET	\$20 million (FY 25 -26)	\$24.2 million
FUNDING SOURCE	53% transient occupancy tax 2% Partners & Programs 43% Tourism Improvement District	89% public 11% private
REGIONAL FOOTPRINT	Counties of Chesterfield, Hanover, Henrico, the City of Richmond, Colonial Heights, New Kent, and the Town of Ashland	Maricopa County (includes city of Phoenix) and Pinal County
MEETINGS, CONVENTIONS & TOURNAMENTS HELD IN PREVIOUS REPORTING YEAR	243,530 estimated room nights	677,323 contract room nights with dates in FY24/25
MARKET SEGMENTS	Conventions/Meetings: 23% Sports: 77%	Association 37% Corporate 52% SMERF 8% Sports 3%
	Greater Richmond Convention Center	Phoenix Convention Center
	<ul style="list-style-type: none"> • 750,000+ total square feet • 178,000 sq. ft. exhibit hall • 30,550 sq. ft. grand ballroom • 36 meeting rooms • Built in 2001 • Two adjacent full-service hotels: Marriott and Hilton, with 650 total rooms • 17 downtown hotels with 2,681 rooms 	<ul style="list-style-type: none"> • Nearly 1,000,000 sq. ft. • 2 - 45,000 sq. ft. ballrooms • 99 meeting rooms • South Building built 1985 (renovation 2008), West (opened 2006) & North Building (opened 2009) • 3 main convention hotels near CC: Sheraton Downtown Phoenix, Hyatt Regency Phoenix & Renaissance Phoenix Downtown—2,217 rooms • 13 downtown hotels: 4,049 rooms
VISITOR SPENDING IN 2023	\$3.9 Billion Visitor Spending	2023 (Phoenix-metro) \$12.9B 2024 (Phoenix city only) \$5.0B
NUMBER OF VISITORS IN 2024	18.3 million visitors 52.3% stay overnight	2023 (Phoenix-metro) 46.7M visitors 2024 (Phoenix city only) 20.8M visitors
TOURISM SUPPORTS	29,630 jobs annually	2023 (Phoenix-metro) 89.9K direct jobs 2024 (Phoenix city only) 35.8K direct jobs
TOURISM SAVES LOCAL TAXPAYERS	\$983 annually	2023 (Phoenix-metro) \$893 2024 (Phoenix city only) \$1,169
HOTELS (CURRENT)	220	564 (Phoenix-metro)
HOTEL ROOMS (CURRENT)	21,098	72,778 (Phoenix-metro)
LOCAL TAXES COLLECTED IN 2023	\$183,900,000	2023 (Phoenix-metro) \$1.6B 2024 (Phoenix city only) \$703.3M
AVERAGE DAILY RATE IN 2023	\$114	\$173.80
OCCUPANCY IN 2023	62%	68.4%
HOTEL TAXES (CURRENT)	14 %	13.07%
HOTEL TAXES BREAKDOWN (CURRENT)	<ul style="list-style-type: none"> • 6% sales tax • 8% transient occupancy tax • 2% tourism improvement district fee 	<ul style="list-style-type: none"> • State 5.5% • County 2.27% • Phoenix (sales tax + hotel/lodging tax) 5.3%

VISIT RICHMOND VA

VISIT PHOENIX

<p>TOP VISITED TOURISM ATTRACTIONS</p>	<ul style="list-style-type: none"> • Children’s Museum of Richmond • Cultural Arts Center at Glen Allen • James River Park System • Lewis Ginter Botanical Garden • Maymont • Meadow Farm • Three Lakes Park & Nature Center • Virginia Capital Trail • Virginia Museum of Fine Arts • Virginia Museum of History & Culture 	<ul style="list-style-type: none"> • Musical Instrument Museum • Heard Museum • Desert Botanical Garden • Camelback Mountain • Papago Park • South Mountain Park and Preserve • Taliesin West • Phoenix Zoo • Arizona Science Center • Children’s Museum of Phoenix
<p>TOP SPORTS TOURNAMENT FACILITIES</p>	<ul style="list-style-type: none"> • Henrico Sports Complex and Events • Diamonds at Ironbridge • Dorey Park • Glover Park • Greater Richmond Convention Center • Horner Park • RF&P Park • River City Sportsplex • Stuart C. Siegel Center • SwimRVA • Ukrop Park/Mary B. Stratton Park • Virginia State University Multipurpose Center 	<ul style="list-style-type: none"> • Phoenix Convention Center • Mortgage Matchup Center • Chase Field • American Family Fields • Rose Mofford Sports Complex • Reach 11 • Phoenix Rising FC Stadium • Phoenix Municipal Stadium • Papago Sports Complex • Grand Canyon University Facilities • Arizona Athletic Grounds • Heritage Park at State Farm Stadium • Phoenix Raceway • Scottsdale Sports Complex • West World • Arizona Sate Fairground • Ability 360 • Glendale Youth Sports Complex • Iron Courts

A special thank you to Richmond Region Tourism for preparing the tourism data.

<p>HOMELESS POINT-IN-TIME COMPARISON</p>	<p>Point-in-time Count in 2025</p>	<p>Per Capita Homelessness Rate (per 10,000 households)</p>
<p>RVA (Greater Richmond region)</p>	<p>690</p>	<p>6</p>
<p>MARICOPA COUNTY, AZ INCLUDING PHOENIX & MESA</p>	<p>9,734</p>	<p>20.8</p>

The Point-In-Time Count includes individuals and families staying in shelters and living outside or in other places not meant for habitation. The per capita rate shows the number of people experiencing homelessness per 10,000 people in a given community. This report calculates homelessness rates per capita for two CoCs by using the PIT total of unsheltered and sheltered totals and the total population within each CoC’s service area.

Methodology from www.endhomelessness.org/homelessness-in-america/homelessness-statistics/state-of-homelessness/ using point-in-time count data and population data from census.gov. Richmond regional data provided by Homeward: www.homewardva.org/data. Data from Maricopa County retrieved from <https://azmag.gov/Portals/0/Documents/MagContent/2025-PIT-Count-Report-Final.pdf>

Sarah Abubaker, Richmond City Council, City Councilmember, (804) 646-5646, sarah.abubaker@rva.gov

Jody Alexander, YMCA of Greater Richmond, President & CEO, (804) 474-4319, alexanderj@ymcarichmond.org

Ken Ampy, Astyra Corporation, CEO, (804) 433-1112, kampy@astyra.com

Brian Anderson, ChamberRVA, President & CEO, (804) 783-9320, brian.anderson@chamberrva.com

Rob Anderson, ChamberRVA, CFO, (804) 783-9303, rob.anderson@chamberrva.com

Nathalia Artus, Atlantic Union Bank, Head of Community Impact, (804) 874-4626, nathalia.artus@atlanticunionbank.com

Danny Avula, City of Richmond, Mayor, (804) 646-7970, danny.avula@rva.gov

Anita Barnhart, Town of Ashland, Councilmember, (804) 798-8671, abarnhart@ashlandva.gov

Bill Bennett, IdeaWeavers, President, (804) 249-3670, bill.bennett@ideaweavers.com

Brandon Berry, ColonialWebb, Business Unit Leader - Central Virginia Service, (804) 221-1407, brandon.berry@colonialwebb.com

Dennis Bickmeier, Henrico Sports and Entertainment Authority, Executive Director, (804) 501-5650, dennis@henricosea.com

Brenna Biggs, Astyra Corporation, Director of Client Accounts, (804) 433-1115, bbiggs@astyra.com

Greg Bishop, Williams Mullen, Attorney, (804) 420-6930, gbishop@williamsmullen.com

Eboni Boadi, Richmond Symphony, Chief Development Officer, (804) 788-4717, eboadi@richmondsymphony.com

L Robert Bolling, ChildSavers, CEO, (804) 644-9590, rbolling@childsavers.org

Kendra Bolton, Gather Workspaces, Director, Sales, (804) 461-7346, kendra.bolton@gatherworkspaces.com

Jamie Bosket, Virginia Museum of History & Culture, President & CEO, (804) 342-9656, jbosket@virginiahistory.org

Demas Boudreaux, ChamberRVA, VP Government Relations, (804) 355-4077, demas.boudreaux@chamberrva.com

Lindsey Boyd, Altria, Senior Manager, Community Impact, (469) 371-4820, lindsey.y.boyd@altria.com

Victor Branch, Bank of America, President Richmond Market, (804) 380-4187, victor.branch@bofa.com

Andrew (Gumby) Breton, Richmond City Council, Member, City Council, (804) 357-2631, andrew.breton@rva.gov

Dylan Buchanan, Magnify Talent Solutions, SR. Account Executive, (540) 290-8292, dbuchanan@MagnifyYourTalent.com

John Budesky, Hanover County, County Administrator, (804) 365-6005, jabudesky@hanovercounty.gov

Ashley Burgess, Sands Anderson, Attorney, (804) 783-7256, aburgess@sandsanderson.com

Jovan Burton, Partnership for Housing Affordability, Executive Director, (804) 422-5057, jburton@pharva.com

Jamey Cabell, Managed Generator Services, CEO, (800) 209-1436, jameyc@managedgenerator.com

Mollie Cary, Capital One, Central Virginia Market Lead, (804) 877-6420, mollie.cary@capitalone.com

Joseph Casey, Chesterfield County, County Administrator, (804) 748-1211, caseyjoe@chesterfield.gov

Carolyn Champion, Dominion Energy, Manager, Corporate Philanthropy, (804) 317-9549, Carolyn.t.champion@dominionenergy.com

Shareyna Chang, Richmond Public Schools, Chief of Staff, (804) 780-7704, schang@rvaschools.net

Amy Chapman, Capital One, Director, Community Impact & Investment, (804) 426-5976, amy.chapman@capitalone.com

Christopher Chin, Robins Foundation, CEO, (804) 397-9759, chris.chin@robinsfdn.org

Adrienne Cole Johnson, Communities in Schools of Richmond, Incoming President & CEO, (804) 874-4045, adriennechantel@gmail.com

Maribeth Conrad, ChamberRVA, Vice President, Marketing & Communications, (804) 783-9312, maribeth.conrad@chamberrva.com

Roscoe Cooper, Henrico County Board of Supervisors, Supervisor, Fairfield District, (804) 501-4208, fairfield@henrico.gov

Nick Cooper, NBVC Collective, Owner, nick@nbvccollective.com

James Crenshaw, Gather Workspaces, Partner, CMO, (804) 347-0886, james@gatherworkspaces.com

Kelsey Croston, Richmond Association of Realtors, COO, (804) 422-5031, Kcroston@rarealtors.com

Cyane Crump, Historic Richmond, Executive Director, (804) 643-7407, ccrump@historicrichmond.com

Tim Davey, Timmons Group, Principal, (804) 334-9278, tim.davey@timmons.com

Sean Davis, Hanover County Board of Supervisors, Chairman, Board of Supervisors, (804) 365-6005, smdavis@hanovercounty.gov

Karen DiMaggio, QTS, VP, Community Engagement, (571) 585-0316, karen.dimaggio@qtsdatacenters.com

Will Dixon, Sports Backers, Executive Director, (804) 285-9495, will@sportsbackers.org

Scott Dodson, Library of Virginia Foundation, Executive Director, (804) 692-3590, scott.dodson@lva.virginia.gov

Odie Donald II, City of Richmond, CAO, (804) 971-2735, odie@rva.gov

Mike Drye, HKS, Inc., Office Director, (804) 644-8400, mdrye@hksinc.com

Chris Durand, DPR Construction Inc., Business Development, (804) 339-3354, chrisdu@dpr.com

Larry Eason, Richmond Animal League, Executive Director, (310) 876-5173, larry@ral.org

Brittani Edwards, Dominion Energy, External Affairs, (804) 432-6127, Brittani.c.edwards@dominionenergy.com

Alexis Ehrhardt, Virginia Commonwealth University, Vice President, Government Relations, (434) 251-4367, ehrhardtai@vcu.edu

Kyle Elliott, Richmond Redevelopment & Housing Authority, Commissioner, (703) 963-3931, kyle@capsquarestrategies.com

Shavonda Fernandez, Richmond Public Schools, Board Chair, (804) 292-5321, sdixon@rvaschools.net

Jane Ferrara, LISC Virginia, Executive Director, (804) 505-4703, jferrara@lisc.org

Kyle Ficker, Warren Whitney, Director, Business Development, (239) 210-8781, kficker@warrenwhitney.com

Harold Fitrer, Communities In Schools of Richmond, President & CEO, (804) 513-5891, hfitrer@cisrva.org

Danielle Fitz-Hugh, Richmond Region Tourism, Vice President, Community Relations, (804) 783-7421, dfitzhugh@visitrichmondva.com

Danielle Floyd, Hanover County, Board of Supervisor, (804) 365-6005, dgfloyd@hanovercounty.gov

Moses Foster, West Cary Group, President & CEO, (804) 519-8848, mfoster@westcarygroup.com

Dean Francis, OneBridge Advisors, CEO, (804) 402-4905, dean@onebridgeadvisors.com

Leah Fremouw, Bridging Virginia, President & CEO, (804) 629-1662, lfremouw@bridgingvirginia.org

Jennifer Friar, St. Joseph's Villa, CEO, (804) 200-1618, jfriar@sjvmail.net

Courtney Friedlein, SouthState Bank, Senior Vice President, (804) 310-7162, courtney.friedlein@southstatebank.com

Scott Garka, CultureWorks, President, (804) 340-5280, Scott@RichmondCultureWorks.org

Kelly Gee, Junior Achievement of Central Virginia, Chief Executive Officer, (804) 217-8855, kgee@jatoday.org

Jeffrey Geiger, Hirschler, Partner, (804) 771-9557, jgeiger@hirschlerlaw.com

Gregory Gilligan, RVA757 Connects, Vice President, Operations, (804) 387-0024, gregory.gilligan@rva757connects.com

Jeff Green, QTS Data Centers, Senior Manager, Economic Development, (571) 919-5876, jeff.green@qtsdatacenters.com

Elizabeth Greenfield, Home Building Association of Richmond, VP, Government Affairs, (804) 307-5633, egreenfield@hbar.org

Spencer Grice, SMBW, Principal, (804) 357-9998, sgrice@smbw.com

Shakia Gullette Warren, Black History Museum of Virginia, Executive Director, (804) 780-9093, sgullettewarren@blackhistorymuseum.org

Karah Gunther, Virginia Commonwealth University, Vice President, External Affairs and Health Policy, (804) 828-6879, klgunther@vcu.edu

Mitch Haddon, ColonialWebb Contractors, President & CEO, (804) 874-3267, mitch.haddon@colonialwebb.com

Abbi Haggerty, Richmond Performing Arts Alliance, Executive Director, (804) 592-3372, ahaggerty@rpaalliance.com

Will Hagy, Powhatan County, County Administrator, (804) 892-4804, whagy@powhatanva.gov

Jean Hale, Brightpoint Community College Foundation, Executive Director, (804) 594-1479, jhale@brightpoint.edu

Ashley Hall, CIS of Chesterfield, Executive Director, (804) 717-9305, ashleyw_hall@ccpsnet.net

Bernard Harkless, Lynx Ventures, Principal, (804) 920-5435, bharkless@lynxventures.com

Nate Harris, Greater Richmond Convention Center, General Manager, (804) 783-7311, nharris@greaterrichmondcc.com

Garrett Hart, Chesterfield Economic Development, Director, (804) 318-8561, hartga@chesterfield.gov

Dennis Hatchett, Feed More, CEO, (410) 294-3910, dhatchett@feedmore.org

Phil Hatfield, Capital One / Small Business Bank, Managing Vice President, (804) 229-8765, phil.hatfield@capitalone.com

Rodney Hathaway, New Kent County, County Administrator, (804) 966-9683, rahathaway@newkent-va.us

Dionne Henderson, Partnership for the Future, President & CEO, (804) 967-2559, dionne.henderson@partnershipforthefuture.org

Laura Hite, Chesterfield Education Foundation, Executive Director, (804) 639-8772, lhite@cefva.org

Adam Hofheimer, CapTech, Principal, (804) 647-5793, ahofheimer@captechconsulting.com

Sarah Holland, Community Foundation for a greater Richmond, Chief Impact Officer, (804) 409-5680, sholland@cfrichmond.org

Matt Holland, Super Radiator Coils, Executive Vice President, (804) 378-1349, matt.holland@superradiatorcoils.com

Kelly King Horne, Homeward/ Greater Richmond Continuum of Care, CEO, (804) 343-2045, kkhorne@homewardva.org

Ryan Hudson, Hanover County, Board of Supervisor, (804) 365-6005, rmhudson@hanovercounty.gov

Jennifer Hunter, Altria, SVP Corporate Citizenship & CSO, (804) 380-7613, Jennifer.L.Hunter@altria.com

Lindsay Hurt, New Kent County, Director, Economic Development & Tourism, (804) 634-5929, lchurt@newkent-va.us

Lacey Huszcza, Richmond Symphony, President & CEO, (804) 788-4717, lhuszcza@richmondsymphony.com

LeQuan Hylton, Chesterfield County Board of Supervisors, Dale District Supervisor, (804) 796-7099, hyltonl@chesterfield.gov

Jim Ingle, Chesterfield County Board of Supervisors, Bermuda District Supervisor, (804) 796-7099, inglej@chesterfield.gov

Brian Jackson, Hirschler, Partner, (804) 771-9545, bjackson@hirschlerlaw.com

Eddie Jackson, Jr., Richmond Redevelopment & Housing Authority, Chair, Board of Commissioners, (804) 852-9423, priscilla.jackson@rrha.com

Tracey Jameson, TowneBank, Real Estate Loan Officer, (804) 888-8018, tracey.jameson@townebank.net

Sara Johnson, Bank of America, Private Bank, SVP, Private Client Advisor, (804) 659-2305

Kenneth Johnson, JMI, President & CEO, (804) 644-8515, kjohnson@johnsonmarketing.com

Bryan Jones, Hourigan, President, (804) 282-5300, bryan.jones@hourigan.group

Nicole Jones, Richmond City Council, Councilmember, (804) 405-0921, Nicole.Jones@rva.gov

Katherine Jordan, Richmond City Council, City Council, VP, (804) 646-6532, Katherine.Jordan@rva.gov

Jason Kamras, Richmond Public Schools, Superintendent, (804) 780-7704, jkamras@rvaschools.net

Fred Karnas, Richmond Memorial Health Foundation, Fellow, Older Adults Initiative, (602) 592-9471, fkarnas1@msn.com

Devin Keeler, Dewberry, Vice President, (804) 205-3321, dkeeler@dewberry.com

Andy Kerr, Atlantic Union Bank, Richmond Market President, (804) 217-6943, andrew.kerr@atlanticunionbank.com

David King, Gresham Smith, Senior Vice President, (804) 788-0710, david.king@greshamsmith.com

Dakia Knight, Richmond Association of REALTORS, Board President, (804) 763-9063, dknight@thekeysinrichmond.com

Jen Kostyniuk, Dominion Energy, Senior Director, Economic Development, (804) 310-4776, jen.kostyniuk@dominionenergy.com

Traymanesha Lamy, NextUp RVA, President & CEO, (804) 409-5640, tlamy@nextuprva.org

Chris Layne, First Bank, Regional Market Executive, (804) 508-1151, clayne@fbvirginia.com

Hunter Leemon, Sportable, CEO, (804) 240-3991, Hunter@sportable.org

Richard Lewis, Keiter, Partner, (804) 565-6020, rlewis@keitercpa.com

Christopher Lloyd, McGuireWoods Consulting, LLC, SVP & Director, (804) 775-1902, clloyd@mwcllc.com

Preston Lloyd, Williams Mullen, Partner, (804) 420-6615, plloyd@williamsmullen.com

Alan Lombardo, Sheltering Arms Institute, CEO, (412) 448-7484, alan.lombardo@sai.rehab

Chad Maclin, Chesterfield County Public Schools, Career & Technical Education Director, (804) 348-8407, chad_maclin@ccpsnet.net

Hannah Mahaffey Stevens, Harkins Builders, Regional Business Development Manager, Greater Virginia, (434) 825-0268, hstevens@harkinsbuilders.com

Danna Markland, Home Building Association of Richmond, CEO, (804) 441-5040, dmarkland@hbar.org

Angela Martin, Super Radiator, Director, People Operations, (804) 378-1322, angela.martin@superradiatorcoils.com

Christina Mastroianni, ChamberRVA, CSO, (804) 783-9315, christina.mastroianni@chamberrva.com

Kelley McCall, Meta, Community Development Technical Lead Manager, (206) 586-7643, kelleymccall@meta.com

Katie McConnell, City of Richmond, Dept of Economic Development, Senior Deputy Director, (804) 240-2114, katie.mcconnell@rva.gov

Jer'Mykeal McCoy, City of Richmond, Dept of Economic Development, Board Member, (804) 833-0078, mccooy.jermyke@gmail.com

Christy McCurdy, ChamberRVA, VP, (804) 651-1977, christy.mccurdy@chamberrva.com

Cameron McPherson, The Hodges Partnership, SVP, Advocacy, (804) 387-7373, cmcpherson@hodgespart.com

William Melton, Xponent21, CEO, (888) 978-4918, will@xponent21.com

Kelly Merricks, Sheltering Arms Institute / Foundation, Vice President, (804) 502-4485, kmerricks@shelteringarms.com

Mark Miller, Chesterfield County Board of Supervisors, Chesterfield Board of Supervisors Chair, (804) 796-7099, millermark@chesterfield.gov

Martha Miller, Town of Ashland, Assistant Town Manager, (804) 798-9219, mmiller@ashlandva.gov

Perry Miller, Capital Region Airport Commission - RIC, President & CEO, (804) 226-3001, pmiller@flyrichmond.com

Sean Miller, Boys & Girls Clubs of Metro Richmond, President & CEO, (804) 359-5250, smiller@bgcmr.org

Eric Morales, Bank of America, SVP, Commercial Banking, (804) 219-6507, eric.c.morales@bofa.com

Amanda Morrison, Clark Construction Group, Director, Corporate Affairs, (240) 753-2006, amanda.morrison@clarkconstruction.com

John Moyer, New Kent County & Central Virginia Transportation Authority, Supervisor, (757) 207-6078, jpmoyer@newkent-va.us

Brett Mutnick, ColonialWebb, Vice President, Construction, (804) 399-6962, brett.mutnick@colonialwebb.com

Tyrone Nelson, Henrico County Board of Supervisors, Supervisor, Varina District, (804) 501-4208, Varina@henrico.gov

Steven Nesmith, Richmond Redevelopment & Housing Authority, CEO, (804) 780-4023, steven.nesmith@rrha.com

Carol Nitz, Networking Technologies + Support, Vice President, Marketing, (804) 858-8027, cnitz@thinknts.com

Lindsey Norfolk, Dominion Energy, External Affairs Manager, (804) 241-3017, lindsey.w.norfolk@dominionenergy.com

Angela Oakes, Greater Richmond Partnership, VP, Strategy, (804) 874-3405, aoakes@grpva.com

Karen O'Brien, CARITAS, President & CEO, (804) 887-1572, kobrien@caritasva.org

Katherine O'Donnell, Richmond Region Tourism, President & CEO, (804) 783-7414, gsteele@visitrichmondva.com

Paula Pando, Reynolds Community College, President, (804) 523-5200, ppando@reynolds.edu

Jennifer Parham, Spotts Fain, Partner, (804) 697-2071, jparham@spottsfain.com

Chet Parsons, Central Virginia Transportation Authority, Executive Director, (804) 924-7039, chet@cvtava.org

Kimberlee Pepple, Altria, VP Inclusion & Community Impact, (804) 484-8367, Kimberlee.N.Pepple@altria.com

Scott Perrin, Anthem Blue Cross Blue Shield, RVP, Sales, (703) 509-0854, scott.perrin@anthem.com

Stephanie Phillips, ChamberRVA, Senior Director, Member Value & Engagement, (804) 783-9350, stephanie.phillips@chamberrva.com

Andy Poarch, Alliance Group, COO, (804) 564-2566, andy@alliancegrouppltd.com

Faye Prichard, Hanover County, Board of Supervisor, (804) 365-6005, foprichard@hanovercounty.gov

Sam Proctor, Froehling & Robertson, Inc., CEO / Owner, (804) 264-2701, JClingenpeel@FandR.com

Jeremy Raley, Goochland County, County Administrator, (804) 310-8020, jralay@goochlandva.us

Lisa Ramirez, YMCA of Greater Richmond, Chief Impact & Advocacy Officer, (804) 474-4451, ramirezl@ymcarichmond.org

Maggie Reed, Gilbane, Vice President, (814) 404-9086, mreed@gilbaneco.com

Mike Reynold, McGuireWoods Consulting LLC, Senior Vice President, (804) 775-1917, mreynold@mcguirewoods.com

Charleita Richardson, Cristo Rey Richmond High School, President & CEO, (804) 447-4704, CRichardson@crstoreyrichmond.org

Rhodes Ritenour, Bon Secours Health System, Vice President, External & Regulatory Affairs, (804) 247-0330, Rhodes_Ritenour@bshsi.org

Ellen Robertson, Richmond City Council, Council Member, (804) 646-7964, Ellen.Robertson@rva.gov

Bernard Robinson, Networking Technologies + Support, CEO, (804) 379-1800, brobinson@thinknts.com

Jody Rogish, Henrico County Board of Supervisors, Supervisor, Tuckahoe District, (804) 501-4208, tuckahoe@henrico.gov

Ann Rohde Payes, Thrive Birth to Five, Chief Executive Officer, (804) 409-5650, apayes@thriveb5.org

Anthony Romanello, S. I. R., Managing Partner, (804) 968-8847, Anthony@sirhq.com

Misty Roundtree, Henrico County Board of Supervisors, Supervisor, Three Chopt District, (804) 501-4208, threechopt@henrico.gov

Martin Rubinstein, Richmond International Airport, Chief Growth Officer, (804) 226-8578, mrubinstein@flyrichmond.com

Kimberly Russell, Community Foundation for a greater Richmond, Chief Marketing Officer, (804) 409-5603, krussell@cfrichmond.org

Roxanne Salerno, Powhatan County Economic Development, Director, Economic Development, (804) 598-4890, rsalerno@powhatanva.gov

Pete Schaaf, Harkins Builders, Project Executive, (804) 223-1740, pschaaf@harkinsbuilders.com

Jessica Schneider, Chesterfield County Board of Supervisors, Clover Hill District Supervisor, (804) 796-7099, schneiderjes@chesterfield.gov

Nick Serfass, Richmond Technology Council, CEO, (804) 647 2013, nick@rvatech.com

Brittany Seward, ChamberRVA, Director, Economic Mobility & Industry Engagement, (804) 648-1234, brittany.seward@chamberrva.com

Brandon Shaw, Clark Construction Group, Vice President, (804) 291-8947, brandon.shaw@clarkconstruction.com

Lauren Shephard, PlanRVA, CFAO, (804) 924-7036, lshephard@planrva.org

Martha Shickle, PlanRVA, Executive Director, (804) 323-7030, martha@PlanRVA.org

Wendy Shields, Altria, Director Corporate Citizenship, (804) 484-8658, wendy.c.shields@altria.com

Rob Shinn, Capital Results, Partner, (804) 771-5308, rob@capresults.net

Jared Silverman, SRC - Super Radiator Coils, General Counsel & Director of Supply Chain, (804) 378-1306, jared.silverman@superradiatorcoils.com

Lisa Sims, Venture Richmond, Inc., President & CEO, (804) 788-6466, lsims@venturerichmond.com

Barbara Sipe, United Way Greater Richmond and Petersburg, President & CEO, (804) 771-5820, sipeb@yourunitedway.org

Jordan Stewart, New Kent County Supervisor and PlanRVA Board Chair, (804)323-2023, jstewart@newkent-va.us

Jeff Stoneman, Hanover County, Vice-Chair, Board of Supervisors, (804) 365-6004, jsstoneman@hanovercounty.gov

Curtis Straub, Towne Bank, SVP, Commercial Banking, (804) 249-2288, curt.straub@townebank.net

Noah Sullivan, Gentry Locke, Partner, (804) 956-2069, nsullivan@gentrylocke.com

Scott Sutton, Froehling & Robertson, Inc., Business Development Director, (804) 264-2701, SSutton@FandR.com

Maria Tedesco, Atlantic Union Bank, President & Chief Operating Officer, (804) 327-5758, maria.tedesco@atlanticunionbank.com

Brian Thomas, MCV Foundation, Interim President & CEO, (804) 828-0067, bthomas@mcvfoundation.org

Glenn Thompson, W. M. Jordan Company, Inc., Vice President Business Development, (804) 400-0708, Gthompson@wmjordan.com

Kelly Till, Lee Enterprises VA - Richmond Times Dispatch, Regional President, (757) 406-5601, Kelly.till@lee.net

Amber Tillman, Google, Head of Public Affairs, amberjesse@google.com

Cari Tretina, Henrico County, Executive Director, Economic Development Authority, (804) 501-4386, tre08@henrico.gov

Brandon Turner, Hanover County Economic Development, Director, (804) 365-6462, bsturner@hanovervirginia.com

Courtney Turrin, Xponent21, Chief Work Officer, (888) 978-4918, courtney@xponent21.com

Matt Vaughn, Clark Construction Group, Project Executive, (804) 944-4514, matt.vaughn@clarkconstruction.com

John Vithoukas, Henrico County, County Manager, (804) 501-4386, vit@HENRICO.GOV

JR Walthour, Brown Distributing Company, Director, Marketing, (804) 553-1520, jr.walthour@brownbev.com

Scott Warren, Warren Whitney, Director, (804) 513-3918, swarren@warrenwhitney.com

Gracetta Washington, J&G Workforce Development Services, LLC, CEO/President, (804) 251-4363, grace@jgworkforce.com

Matthew Welch, City of Richmond, Dept of Economic Development, Senior Policy Advisor, (804) 646-5874, matthew.welch@rva.gov

John Wick, Wells Fargo, Walls Fargo Advisor, (804) 539-5301, John.wick@wellsfargo.com

Lawson Wijesooriya, City of Richmond, Chief of Staff, (804) 646-7970, lawson.wijesooriya@rva.gov

Martin Williams, Spotts Fain, Partner, (804) 697-2092, mwilliams@spottsfain.com

Shareema Williams, TowneBank, Commercial Lender/SVP, (804) 401-1654, shareema.williams@townebank.net

Thomas Winfree, Goochland County Board of Supervisors, Supervisor, (804) 873-3040, lbeczkiewicz@goochlandva.us

Richard Wintsch, Startup Virginia, Executive Director, (804) 402-1400, rwintsch@startupvirginia.org

Abigail Withrow, White Lodging, Market Director, Sales & Marketing, (804) 343-6910, abbey.withrow@whitelodging.com

Sara Worley, Goochland County, Deputy County Administrator, (804) 556-5867, sworley@goochlandva.us

Sam Young, Astyra, President, (804) 304-3809, sam@astyra.com

Michel Zajur, Virginia Hispanic Chamber of Commerce, Founder/CEO, (804) 378-4099, zajur@vahcc.com



Come see why we're a
8-TIME TOP WORKPLACE

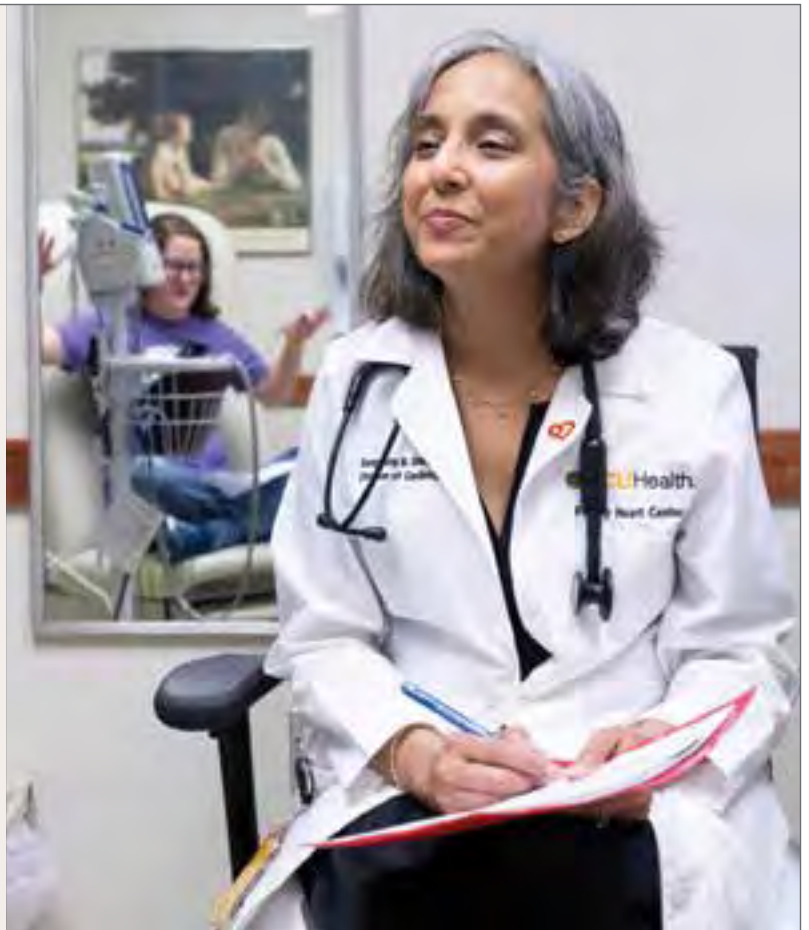


www.superradiatorcoils.com



MCV Foundation
 **VCU Health**

Your generosity
saves lives.



A series of horizontal dotted lines for writing notes, spanning the width of the page.

A woman with dark hair in a ponytail, wearing safety glasses and green gloves, is smiling while working on a metal structure. She is wearing a blue long-sleeved shirt. The background is blurred, showing other people in blue shirts.

POWERED BY COMMUNITY, CONNECTION, AND A COMMITMENT TO HELPING WHERE IT'S NEEDED MOST.

As human beings, we're all connected. That's why Dominion Energy invests time and resources to help ensure that people's basic needs—from food and housing, to healthcare and community building—are met in every region we serve. It's one more way we're Powering Your Every Day.

To learn more, visit [DominionEnergy.com/Foundation](https://www.dominionenergy.com/foundation).



Powering Your Every Day.



FOR IMMEDIATE NEEDS CALL OR TEXT

Christy McCurdy (804) 651-1977

SOCIAL

@ChamberRVA

Facebook | LinkedIn | Instagram

#ICV2026